
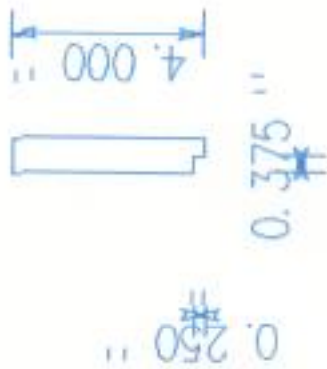


16 GAUGE ALUMINUM 2 REQ.
8.500" SIDE VIEW
CENTER SUPPORT

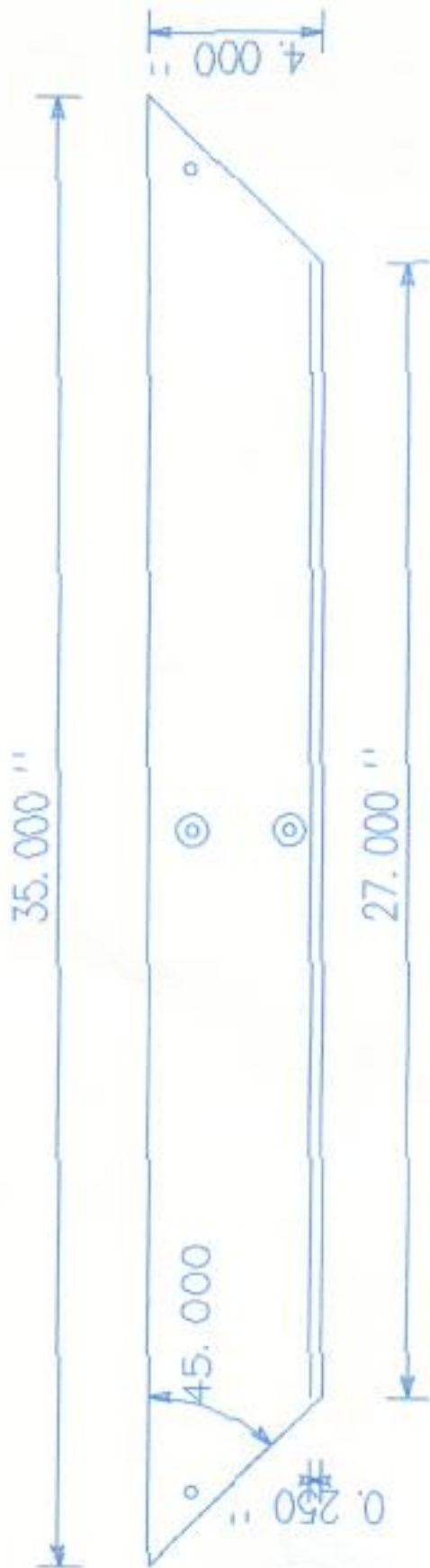


0.125" HOLE FOR SCREWS





END VIEW




SIDE 2 REQ.

 5/16" lock nuts (4 req.)

 1/4" x 9/16" long tee nuts
(8 req.)

 5/16" flat washers (10 req.)

 #7x 1/2" zip in sheet metal screws (75 req.)

 1/4" x 20 th. x 1 1/2" long bolts (8 req.)

 5/16" x 1 1/2" fender washers (4 req.)

 #6 x 1 1/4" bugle head screws (6 req.)

 1/2" pvc pipe (2 req.)

12.500 "

5/16" allthread (2 req.)

 0.312 "

14.500 "



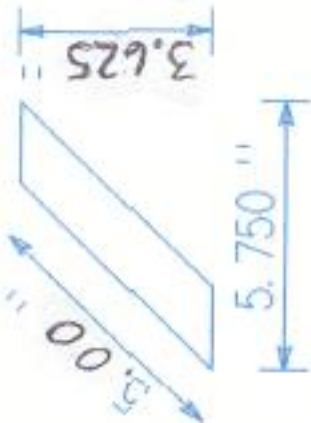
EDGE VIEW OF LEG SHOWS LOCATION OF COUNTERSUNK HOLES FOR #6 X 2" BUGLE HEAD SCREWS



FOOT FOR LEG



LEG 2 REQ.



16 GAUGE ALUMINUM 2 REQ.

0.125" HOLE FOR SCREWS




BOTTOM PLATE

TOP VIEW

SIDE VIEW

315. DEGREES

1/4" MESH HARDWARE CLOTH



26.000 "

9.750 "

BOTTOM 1 REQ.
1/4" LAUAN PLYWOOD



27.000 "

11 "